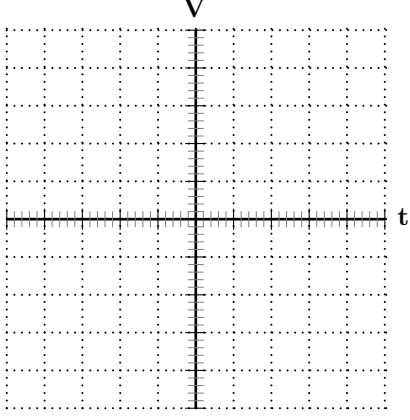
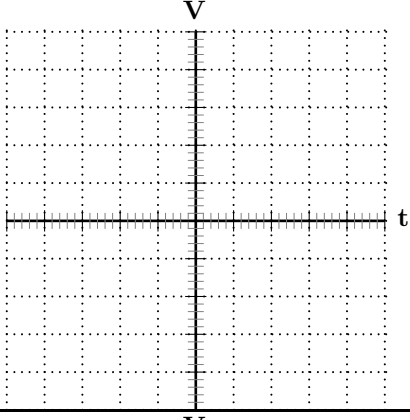
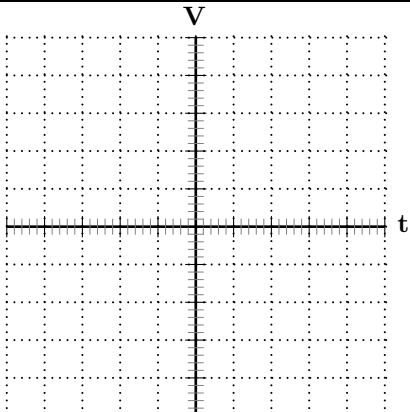


1 Results

Input Signal	Output Signal	
1 kHz 1 V _{pp} Sine wave	MCLK-in	 <p>The plot shows a square wave signal on a grid. The vertical axis is labeled 'V' and the horizontal axis is labeled 't'. The signal is a square wave with a period of approximately 10 grid units.</p>
	MED-in	 <p>The plot shows a square wave signal on a grid. The vertical axis is labeled 'V' and the horizontal axis is labeled 't'. The signal is a square wave with a period of approximately 10 grid units.</p>
	ME-out	 <p>The plot shows a square wave signal on a grid. The vertical axis is labeled 'V' and the horizontal axis is labeled 't'. The signal is a square wave with a period of approximately 10 grid units.</p>