

Seminar demonstration files

Navigation bars and panels

Denis Girou

June 2002

With Acroread, **CTRL-L** switch
between full screen and window mode

1 – Introduction	3
2 – Year 1996	5
2.1 – Results	5
2.2 – Comments	6
3 – Year 1997	8
3.1 – Results	8
3.2 – Comments	9
4 – Year 1998	11
4.1 – Results	11
4.2 – Comments	12
5 – Year 1999	14
5.1 – Results	14
5.2 – Comments	15
6 – Year 2000	17
6.1 – Results	17
6.2 – Comments	18
7 – Year 2001	20
7.1 – Results	20
7.2 – Comments	21

1 – Introduction

- ➡ This is not very difficult to add a **navigation panel** in one side of the screen. As examples, study the codes of the two panels used here.
- ➡ In fact, here too you are mainly limited by your imagination and your (L^A)T_EX programming skill
- ➡ Again, take care if you want to use some external images for buttons (here like for the second navigation panel and for the vertical navigation bar). If the compiler or converter that you use to produce the PDF files repeat the insertion of the graphics file, you can generate huge resulting files.
- ➡ You can add some sophistications (as here for the horizontal navigation bar, as you can see on the last slide, to inhibit some buttons when they will be unavailable on the required page)
- ➡ Nevertheless, don't forget that the PDF files have also the **bookmarks** and **thumbnails** facilities, available too in full screen mode using function keys (F5 for bookmarks and F6 for thumbnails)

- ✓ ● Introduction 3
- ⇒ ● Year 1996 5
 - Results
 - Comments
- Year 1997 8
- Year 1998 11
- Year 1999 14
- Year 2000 17
- Year 2001 20



2 – Year 1996: results

2 – Year 1996

2.1 – Results

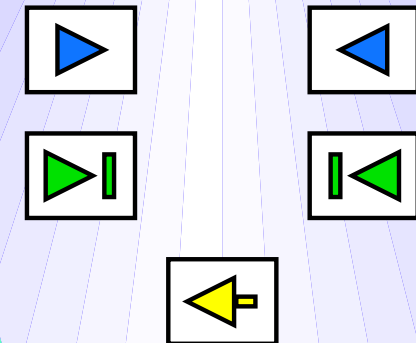
➡ One time more, we have increased our results this year

Navigation panel

Seminar demonstration file

Slide 5 / 21

- ✓ ● Introduction 3
- ⇒ ● Year 1996 5
 - Results
 - Comments
- Year 1997 8
- Year 1998 11
- Year 1999 14
- Year 2000 17
- Year 2001 20



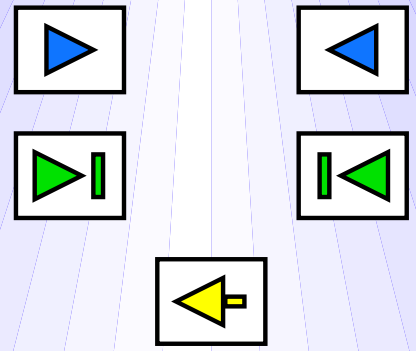
Seminar demonstration file

Slide 6 / 21

- ✓ ● Introduction 3
- ⇒ ● Year 1996 5
- Results
- Comments
- Year 1997 8
- Year 1998 11
- Year 1999 14
- Year 2000 17
- Year 2001 20

2.2 – Comments

 I am very happy of all of you!



A set of navigation controls including:

- Play button (blue triangle pointing right)
- Stop button (green rectangle)
- Previous slide button (blue triangle pointing left)
- Next slide button (green triangle pointing right)
- Home button (yellow arrow pointing left)

Outline of the presentation

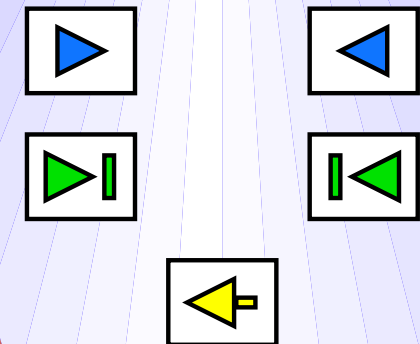
✓ ●	Introduction	3
✓ ●	Year 1996	5
⇒ ●	Year 1997	8
	Results	
	Comments	
●	Year 1998	11
●	Year 1999	14
●	Year 2000	17
●	Year 2001	20

Navigation panel

Seminar demonstration file

Slide 7 / 21

✓ ●	Introduction	3
✓ ●	Year 1996	5
⇒ ●	Year 1997	8
	Results	
	Comments	
●	Year 1998	11
●	Year 1999	14
●	Year 2000	17
●	Year 2001	20





3 – Year 1997: results

3 – Year 1997

3.1 – Results

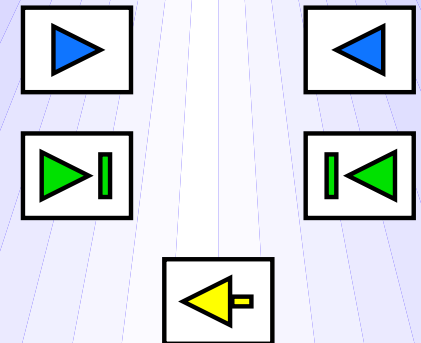
➡ One time more, we have increased our results this year

Navigation panel

Seminar demonstration file

Slide 8 / 21

- ✓ ● Introduction 3
- ✓ ● Year 1996 5
- ⇒ ● Year 1997 8
- Results
- Comments
- Year 1998 11
- Year 1999 14
- Year 2000 17
- Year 2001 20





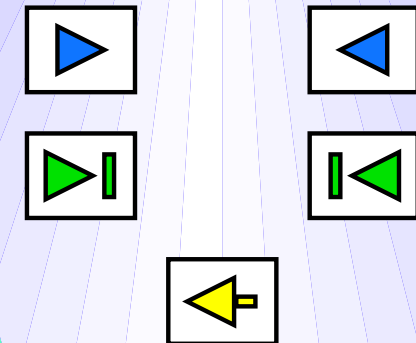
Seminar demonstration file

Slide 9 / 21

- ✓ ● Introduction 3
- ✓ ● Year 1996 5
- ⇒ ● Year 1997 8
- Results
- Comments
- Year 1998 11
- Year 1999 14
- Year 2000 17
- Year 2001 20

3.2 – Comments

☞ I am very happy of all of you!





Outline of the presentation

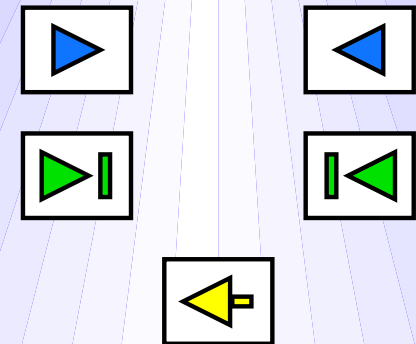
- ✓ ● Introduction 3
- ✓ ● Year 1996 5
- ✓ ● Year 1997 8
- ⇒ ● Year 1998 11
- Results
- Comments
- Year 1999 14
- Year 2000 17
- Year 2001 20

Navigation panel

Seminar demonstration file

Slide 10 / 21

- ✓ ● Introduction 3
- ✓ ● Year 1996 5
- ✓ ● Year 1997 8
- ⇒ ● Year 1998 11
- Results
- Comments
- Year 1999 14
- Year 2000 17
- Year 2001 20



Navigation panel

Seminar demonstration file

Slide 11 / 21

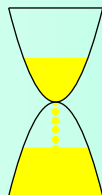
- ✓ ● Introduction 3
- ✓ ● Year 1996 5
- ✓ ● Year 1997 8
- ⇒ ● Year 1998 11
- Results
- Comments
- Year 1999 14
- Year 2000 17
- Year 2001 20



4 – Year 1998

4.1 – Results

☞ One time more, we have increased our results this year



Navigation panel

Seminar demonstration file

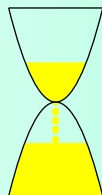
Slide 12 / 21

- ✓ ● Introduction 3
- ✓ ● Year 1996 5
- ✓ ● Year 1997 8
- ⇒ ● Year 1998 11
- Results
- Comments
- Year 1999 14
- Year 2000 17
- Year 2001 20



4.2 – Comments

We must verify that the slide numbers are still correct when there are overlays:



Navigation panel

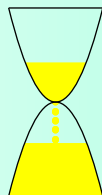
Seminar demonstration file

Slide 12 / 21

✓ ●	Introduction	3
✓ ●	Year 1996	5
✓ ●	Year 1997	8
⇒ ●	Year 1998	11
	Results	
	Comments	
●	Year 1999	14
●	Year 2000	17
●	Year 2001	20



☞ I am very happy of all of you!



Navigation panel

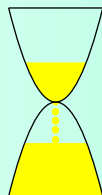
Seminar demonstration file

Slide 12 / 21

- ✓ ● Introduction 3
- ✓ ● Year 1996 5
- ✓ ● Year 1997 8
- ⇒ ● Year 1998 11
- Results
- Comments
- Year 1999 14
- Year 2000 17
- Year 2001 20



☞ I am very happy of all of you!



Navigation panel

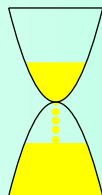
Seminar demonstration file

Slide 12 / 21

- ✓ ● Introduction 3
- ✓ ● Year 1996 5
- ✓ ● Year 1997 8
- ⇒ ● Year 1998 11
- Results
- Comments
- Year 1999 14
- Year 2000 17
- Year 2001 20



☞ I am very happy of all of you!



Navigation panel

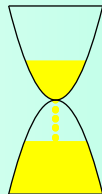
Seminar demonstration file

Slide 12 / 21

- ✓ ● Introduction 3
- ✓ ● Year 1996 5
- ✓ ● Year 1997 8
- ⇒ ● Year 1998 11
- Results
- Comments
- Year 1999 14
- Year 2000 17
- Year 2001 20



 I am very happy of all of you!



Navigation panel

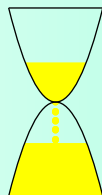
Seminar demonstration file

Slide 12 / 21

✓	●	Introduction	3
✓	●	Year 1996	5
✓	●	Year 1997	8
⇒	●	Year 1998	11
		Results	
		Comments	
	●	Year 1999	14
	●	Year 2000	17
	●	Year 2001	20



 I am very happy of all of you!



Navigation panel

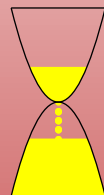
Seminar demonstration file

Slide 13 / 21

- ✓ ● Introduction 3
- ✓ ● Year 1996 5
- ✓ ● Year 1997 8
- ✓ ● Year 1998 11
- ⇒ ● Year 1999 14
- Results
- Comments
- Year 2000 17
- Year 2001 20



- ✓ ● Introduction 3
- ✓ ● Year 1996 5
- ✓ ● Year 1997 8
- ✓ ● Year 1998 11
- ⇒ ● Year 1999 14
- Results
- Comments
- Year 2000 17
- Year 2001 20



Navigation panel

Seminar demonstration file

Slide 14 / 21

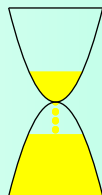
- ✓ ● Introduction 3
- ✓ ● Year 1996 5
- ✓ ● Year 1997 8
- ✓ ● Year 1998 11
- ⇒ ● Year 1999 14
- Results
- Comments
- Year 2000 17
- Year 2001 20



5 – Year 1999

5.1 – Results

☞ One time more, we have increased our results this year



Navigation panel

Seminar demonstration file

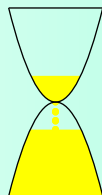
Slide 15 / 21

✓ ●	Introduction	3
✓ ●	Year 1996	5
✓ ●	Year 1997	8
✓ ●	Year 1998	11
⇒ ●	Year 1999	14
	Results	
	Comments	
●	Year 2000	17
●	Year 2001	20



5.2 – Comments

☞ I am very happy of all of you!



Navigation panel

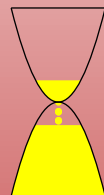
Seminar demonstration file

Slide 16 / 21

✓ ●	Introduction	3
✓ ●	Year 1996	5
✓ ●	Year 1997	8
✓ ●	Year 1998	11
✓ ●	Year 1999	14
⇒ ●	Year 2000	17
	Results	
	Comments	
●	Year 2001	20



✓ ●	Introduction	3
✓ ●	Year 1996	5
✓ ●	Year 1997	8
✓ ●	Year 1998	11
✓ ●	Year 1999	14
⇒ ●	Year 2000	17
	Results	
	Comments	
●	Year 2001	20

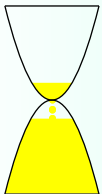




6 – Year 2000

6.1 – Results

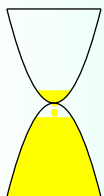
☞ One time more, we have increased our results this year





6.2 – Comments

☞ I am very happy of all of you!

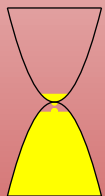




✓ ●	Introduction	3
✓ ●	Year 1996	5
✓ ●	Year 1997	8
✓ ●	Year 1998	11
✓ ●	Year 1999	14
✓ ●	Year 2000	17
⇒ ●	Year 2001	20

Results

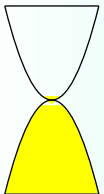
Comments



7 – Year 2001

7.1 – Results

👉 One time more, we have increased our results this year



Next



Prev



End



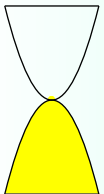
Begin



Go Back

7.2 – Comments

☞ I am very happy of all of you!



Unavailable



Prev



Unavailable



Begin



Go Back